

Annual Statement of Accounts 2016-17

भारतीय लेखा तथा लेखा परीक्षा विभाग
कार्यालय प्रधान निदेशक लेखापरीक्षा (केंद्रीय) लखनऊ



INDIAN AUDIT & ACCOUNTS DEPARTMENT
Office of the Principal Director of Audit (Central) Lucknow

No. PDAC/LKO/SAR-IIMR/2016-17/ 379

Dated: March 07, 2018

To,

The Director,
Indian Institute of Management,
5th Floor, Suchana Bhawan,
Audrey House Campus, Meur's Road,
Ranchi – 834 008

Sub: Separate Audit Report on the accounts of Indian Institute of Management (IIM), Ranchi for the year 2016-17.

Sir,

I enclose a copy of the Audit Report and Audit Certificate along with audited Annual Accounts of Indian Institute of Management (IIM), Ranchi for the year 2016-17 for information and necessary action.

2. A copy of each of the documents has been sent to the Secretary to the Government of India, Ministry of Human Resource Development, New Delhi for information and necessary action.

3. The audited Annual Accounts, Audit Report should be duly considered and adopted by the Governing Body (BOG) of the IIM, Ranchi in the Annual General meeting before these are laid in the House of parliament.

4. A copy of (i) Resolution of Governing Body adopting the Audit Report and Audit Certificate with audited Annual Accounts, (ii) Date of its presentation before the House of Parliament and (iii) Annual Report of the Institute may be furnished to this office in due course for our records and onward transmission to the Comptroller and Auditor General of India, New Delhi.

5. The Hindi version of this SAR may kindly be furnished to this office within one week.

6. The receipt of this letter with enclosures may please be acknowledged.

Yours faithfully,

Encl: - As above.



Principal Director of Audit (Central), Lucknow

वृतीय तल, आडिट भवन, टी०सी०-३५-व/१, विभूति खण्ड, गोमती नगर, लखनऊ-२२६०१० (३०५०) दूरभाष: ०५२२-२९७०७८९, फैक्स ०५२२-२९७०७८०
3rd Floor, Audit Bhawan, T.C.-35-V/1, Vibhuti Khand, Gomti Nagar, Lucknow-226010 Ph.: 0522-2970789, Fax: 0522-2970780

Separate Audit Report of the Comptroller & Auditor General of India on the accounts of Indian Institute of Management, Ranchi for the year ended 31 March 2017

We have audited the Balance Sheet of the Indian Institute of Management, Ranchi as at 31 March 2017, the Income and Expenditure Account and the Receipts and Payments Account under Section 20 (1) of the Comptroller and Auditor General's (Duties, Powers and Conditions of Service) Act, 1971. The audit has been entrusted for the period up to 2019-20. These financial statements are the responsibility of the management of the Institute. Our responsibility is to express an opinion on these financial statements based on our audit.

2. This Draft Separate Audit Report contains the comments of the Comptroller and Auditor General of India (C&AG) on the accounting treatment only with regard to classification, conformity with the best accounting practices, accounting standards and disclosure norms, etc. Audit observations on financial transactions with regard to compliance with the Laws, Rules and Regulations (Propriety and Regularity) and efficiency-cum-performance aspects, etc., if any, are reported through Inspection Reports/ C&AG's Audit Reports separately.

3. We have conducted our audit in accordance with auditing standards generally accepted in India. These standards require that we plan and perform the audit to obtain reasonable assurance about whether the financial statements are free from material misstatements. An audit includes examining, on a test basis, evidences supporting the amounts and disclosure in the financial statements. An audit also includes assessing the accounting principles used and significant estimates made by the management as well as evaluating the overall presentation of financial statements. We believe that our audit provides a reasonable basis for our opinion.

4. Based on our audit, we report that:

(i) We have obtained all the information and explanations, which, to the best of our knowledge and belief, were necessary for the purpose of our audit.

(ii) The Balance Sheet, Income and Expenditure Account and Receipts and Payments Account dealt with by this report have been drawn up in the format approved by the Government of India, Ministry of Human Resources Department.

(iii) In our opinion, proper books of accounts and other relevant records have been maintained by the Indian Institute of Management, Ranchi as required under section 3

of the Memorandum of Association under Societies Registration Act, 1860 and Rule 18 of the Institute, in so far as it appears from our examination of such books.

(iv) We further report that:

A. Balance Sheet

A.1 Liabilities

A.1.1 Corpus Fund (Schedule-2) – Rs 117.04 Crore

A.1.1.1 The institute created a Corpus fund for which the approval of Central Government is pending. Although this irregularity was pointed out in the previous Separate Audit Reports also, no corrective action has been taken by the Institute.

A.1.1.2 The Institute transferred Rs 730.50 lakh to Corpus fund over and above its actual surplus by debit to 'Receivable from MHRD'. The Institute every year transferred amount in excess of its actual surplus to the 'Corpus' by debit to 'Receivables from MHRD' without any approval or assurance from Ministry. As on 31.03.2017, the Institute exhibited Rs 2954.80 lakh as receivables from MHRD, although as per grant letters no grant is pending for realization. The Irregular treatment resulted in overstatement of Corpus and Current Assets, Loan and Advances by Rs 2954.80 lakh each.

A.1.2 Current Liabilities and Provisions (Schedule 3)-Rs 327.69 lakh

A.1.2.1 The Institute had unspent balance of Non-recurring grant of Rs 2301.33 lakh for creating capital assets as on 01.04.2016 and the non-recurring grant received during the year 2016-17 was Rs 1300 lakh. Out of this, the Institute could spend only Rs 239.65lakh during the year leaving unspent balance of Rs 3361.68 lakh. The Institute did not exhibit the liability under the head 'Grant Refundable to Ministry', which resulted in understatement of liability and overstatement of Capital Fund by Rs 3361.68 lakh.

A.1.2.2 A memorandum of Understanding (MOU) was entered in to between Jharkhand State Co-operative Development Corporation Ltd. (JSTCDC) Ltd. and IIM, Ranchi for comprehensive study and assessment of the Tribal Sub-plan of State of Jharkhand on 26.07.2013. As per MoU, the project was for a consideration of Rs. 91.80 lakh to be paid in 4 installments – 30 percent as advance, 30 percent after Bench marking Report, 20 percent on submission of action plan and rest 20 percent after training and workshop.

As per MoU, JSTCDC Ltd paid advance of Rs 27.54 lakh. The Institute incurred expenditure of Rs 15.35 lakh till 31.03.2014. The Institute was required to exhibit Rs 12.19 lakh as liability as on 31.03.2017. The Institute, however, exhibited liability of Rs

76.45lakh by debit to sundry debtors by Rs 64.26 lakh. Thus, assets and liabilities were overstated by Rs 64.26 lakh.

A.1.2.3 The Institute received earnest money of Rs 21.55 lakh up to March 2017. Instead of exhibiting the above amount on liability side under the head 'Earnest money /Security deposit', the amount of Rs 21.55 lakh was credited as income in Income and Expenditure Account. This resulted in understatement of Current Liabilities and overstatement excess of income over expenditure by Rs 21.55 lakh.

A.2 Assets

A.2.1 Fixed Assets (Schedule 4)-Rs 1220.14 lakh

A.2.1.1 As per format of Accounts prescribed by MHRD, E-books and E-journals are intangible assets to be depreciated at the rate of 40 percent. The Institute, however, purchased E-journals and E-books amounting to Rs 156.51 lakh during the year and debited the amount in Income and Expenditure Account instead of booking 62.60 lakh as depreciation. The irregular treatment resulted in understatement of Excess of income over expenditure and Intangible Assets by Rs 93.91 lakh.

A.2.2 Investments (Schedule 5)-Rs. 10170.52 lakh

A.2.2.1 As per Format of Financial Statements prescribed by MHRD for Central Higher Educational Institutions, investment in Fixed Deposits/Term Deposits in Banks should be shown under the head Current assets except the Investments of Endowment/Earmarked Funds.

The Institute had investment of surplus funds of Rs 10170.52 lakh in Fixed Deposits in various banks. Instead of showing this amount under the head 'Current Assets', the Institute exhibited it under the head 'Investment'. This resulted in overstatement of Investment and understatement of Current Assets by Rs 10170.52 lakh.

A.2.3 Current Assets, Loans and Advances (Schedule 6)-Rs 5241.22 lakh

A.2.3.1 The Institute reduced the amount of debtors by deducting the amount of creditors from the debtors. As on 31.03.2017, the Institute had a liability of Rs 7.61 lakh to IIM, Rohtak which was credited to Debtors. This resulted in understatement of Current Assets and Current Liabilities by Rs 7.61 lakh.

A.2.3.2 The HDFC Bank in its statement dated 03.05.2017 showed accrued interest of Rs36.17 lakh as on 31.03.2017 which was not accounted for in the accounts. This

resulted in understatement of current assets under the head 'Accrued interest' and Internal Income by Rs 36.17 lakh each.

A.2.3.3 The Institute purchased software license of IBM for 12 months from Software One India Pvt. Limited on 10.03.2017 for Rs 24.10 lakh. As the license period is twelve month from March 2017 to March 2018, Rs 22.09 lakh was to be booked under the head prepaid expenses. The Institute, however, charged the whole amount on Income and Expenditure Account resulting in understatement of Pre-paid expenses and understatement of Excess of income over expenditure by Rs 22.09 lakh.

B Income and Expenditure Account

B.1 The accrued income on fixed deposit as on 31.3.2016 was Rs 150.61 lakh. The income under the head interest from fixed deposit was Rs 617.53 lakh during the year. Thus, interest income during the year was Rs 466.92 lakh. The Institute did not charge the accrued interest on Income and Expenditure Account. This resulted in overstatement of Excess of income over expenditure and Accrued interest by Rs 150.61 lakh.

C Accounting policies and Notes on Accounts

The Institute neither make provisions for retirement benefits viz. gratuity and leave encashment on actuarial valuation nor gave any disclosure in the schedule of Significant Accounting Policies

D Grants-in-Aid

The Institute received grant of Rs2700.00 lakh from MHRD under the head Plan (Revenue Grant Rs 1400.00 lakh and Capital Grant Rs 1300.00 lakh). The internal income generated by the institute was Rs 3184.82 lakh. The previous year's unutilized grant was Rs7438.45 lakh (Revenue Grant Rs 5137.12 lakh and Capital Grant Rs2301.33 lakh). Thus, the total fund available with the institute for utilization was Rs13323.27 lakh (Revenue Grant Rs 9721.94 lakh and Capital Grant Rs 3601.33 lakh), out of which the institute could utilize Rs 2611.51 lakh (Revenue Grant Rs 2371.85 and Capital Grant Rs 239.66 lakh) leaving a balance of Rs 10711.76 lakh (Revenue Grant Rs 4165.27 lakh, Internal resource generation Rs 3184.82 lakh and Capital Grant Rs 3361.67 lakh) as unutilized funds as on 31st March 2017.

E Management letter

Deficiencies which have not been included in the Audit Report have been brought to the notice of the Institute through a management letter will be issued separately for remedial/ corrective action.

v. Subject to our observations in the preceding paragraphs, we report that the Balance Sheet and Income & Expenditure Account dealt with by this report are in agreement with the books of accounts.

vi. In our opinion and to the best of our information and according to the explanations given to us, the said financial statements read together with the Accounting Policies and Notes on Accounts, and subject to the significant matters stated above and other matters mentioned in the annexure to this Audit Report give a true and fair view in conformity with accounting principles generally accepted in India.

(a) In so far as it relates to the Balance sheet of the state of affairs of the Indian Institute of Management, Ranchi as at 31March 2017, and

(b) In so far as it relates to Income and Expenditure Account of the surplus for the year ended on that date.

**For and on behalf of the
Comptroller and Auditor General of India**

Place: Lucknow.

Date: 7.3.18



Principal Director of Audit (Central), Lucknow

Annexure

1. Adequacy of Internal Audit System

The Institute does not have its own Internal Audit wing and the internal audit of the Institute was carried out by a Chartered Accountant firm. The Institute is yet to prepare its Internal Audit Manual.

2. Adequacy of Internal control system

The Internal Control system in the Institute reflected the following deficiencies:

- The institute does not have accounting manual and office procedure manual.
- The Institute has not formulated an Investment Policy in compliance with the instructions of the Ministry for the purpose of income generation of the Institute.
- Cash Book is not closed on daily basis as per the prescribed rules.
- Non-maintenance of Liabilities register
- Non maintenance of Investment Register.
- Improper maintenance of files/records since no indexing/paging was found in the files maintained by the Institute.

3. System of Physical verification of fixed assets and inventory:

The Institute had carried out physical verification of fixed assets and inventory during the year.

4. Regularity in payment of statutory dues:

Due to non-payment of income tax in time, the Institute had paid Interest on TDS of Rs 2.90 lakh to the Income Tax Department during 2016-17. This indicated that the Institute is not regular in payment of statutory dues.

Balance Sheet as on 31st March, 2017

INDIAN INSTITUTE OF MANAGEMENT RANCHI			
Balance Sheet as at 31st March 2017			
(Amount in Rs.)			
Particulars	Schedule	As on 31.03.2017	As on 31.03.2016
CORPUS/CAPITAL FUND & LIABILITIES			
Capital Fund	1	444,924,129.47	323,180,454.47
Corpus Fund	2	1,170,420,873.50	876,192,731.11
Current Liabilities & Provisions	3	32,768,513.48	54,397,256.58
Total		1,648,113,516.45	1,253,770,442.16
ASSETS			
Fixed Assets			
Gross Block	4	122,013,554.13	117,198,606.13
Less: Accumulated Depreciation		50,163,370.53	41,907,045.53
Net Block		71,850,183.60	75,291,560.60
Capital Work In Progress	4	35,088,802.00	16,125,165.00
Total		106,938,985.60	91,416,725.60
Investments of Fund	5	1,017,052,394.90	635,897,465.00
Current Assets, Loans & Advances	6	524,122,135.95	526,456,251.56
Total		1,648,113,516.45	1,253,770,442.16

Significant Accounting Policies - Schedule-15

Notes Forming Part of Accounts- schedule-16

Receipts & Payment Account- Schedule-17

AS PER OUR ATTACHED AUDIT REPORT OF EVEN DATE ANNEXED



(Prof Shailendra Singh)

Director



(Brig. V S Saini)

CAO



(Narottam Sahoo)

FA & CAO

PLACE : RANCHI

DATE : 26.07.2017

INDIAN INSTITUTE OF MANAGEMENT RANCHI
Income & Expenditure Account for the year ended 31st March 2017

(Amount in Rs.)

Particulars	Schedule	As on 31.03.2017	As on 31.03.2016
INCOME			
Fees and Other Income from long duration Programme	7	221,541,921.13	188,683,518.82
Grant-in-Aid/ Subsidies	8	140,000,000.00	80,120,000.00
Interest Income	9	73,686,949.42	64,502,155.93
Non-Grant & Other Receipts	10	23,253,049.25	20,783,214.00
Total (A)		458,481,919.80	354,088,888.75
EXPENSES			
Establishment Expenses	11	49,611,336.00	41,788,823.00
Academic Expenses	12	83,363,711.19	74,686,068.60
Administrative Expenses	13	79,955,993.06	78,009,813.35
Depreciation	4	8,256,325.00	7,736,370.00
Non- Grant Expenses	14	24,253,777.41	21,612,778.00
Total (B)		245,441,142.66	223,833,852.95
Excess of Income over Expenditure(A-B)		213,040,777.14	130,255,035.80
Transfer from Capital Fund		8,256,325.00	7,736,370.00
Less: Adjustment for depreciation and assets taken over		119,436.00	12,114,688.57
Balance		221,177,666.14	150,106,094.37
Transfer to Corpus Fund (Sch 7+9+10-14)		294,228,142.39	252,356,110.75
Deficit claimed from MHRD		73,050,476.25	102,250,016.38

Significant Accounting Policies - Schedule-15

Notes Forming Part of Accounts- schedule-16


Receipts & Payment Account- Schedule-17

AS PER OUR ATTACHED AUDIT REPORT OF EVEN DATE ANNEXED



(Prof Shailendra Singh)

Director



(Brig. V S Saini)

CAO



(Narettam Sahoo)

FA & CAO

PLACE : RANCHI

DATE : 26.07.2017

INDIAN INSTITUTE OF MANAGEMENT RANCHI
SCHEDULES FORMING PART OF THE BALANCE SHEET AS AT 31ST MARCH 2017

Schedule-1 Capital Fund


Particulars		As on 31.03.2017 (Amt in Rs.)	As on 31.03.2016(Amt in Rs.)
Opening Capital Fund		322,087,500.00	284,587,500.00
Add: Received during the year		130,000,000.00	37,500,000.00
Total		452,087,500.00	322,087,500.00
Less : Accumulated Depreciation as per Schedule 4		50,163,370.53	41,907,045.53
Balance at the year end		401,924,129.47	280,180,454.47
Fund for Permanent Campus		43,000,000.00	43,000,000.00
Total		444,924,129.47	323,180,454.47


Schedule-2 Corpus Fund

Particulars		As on 31.03.2017 (Amt in Rs.)	As on 31.03.2016 (Amt in Rs.)
Opening Corpus Fund		876,192,731.11	636,332,142.96
Less: Amount adjusted as CAG audit Report (2014-15)		-	12,495,522.60
		876,192,731.11	623,836,620.36
Add: Transfer from Income & Expenditure Account		294,228,142.39	252,356,110.75
Total		1,170,420,873.50	876,192,731.11

Schedule-3 Current Liabilities & Provisions

Particulars		As on 31.03.2017 (Amt in Rs.)	As on 31.03.2016 (Amt in Rs.)
Current Liabilities			
1. Statutory Dues			
(a) TDS	200,427.00		3,081,994.00
(b) Service Tax	-	200,427.00	1,701,138.00
2. Other Current Liabilities			
(a) Expenses Payable & Others	14,133,705.52		28,162,027.05
(b) Deposits, EMD etc.	20,000.00		420,000.00
(c) Allumani Fund	1,522,070.00		1,522,070.00
(d) Caution Money Deposit	6,898,680.00		4,360,680.00
(e) GIAN	15,203.96		363,822.53
(f) Mess Deposit	170,000.00	22,759,659.48	170,000.00
3 DAYS Understanding Group Dynamics & Effectivness		-	18,000.00
Assessing Rural Drinking Water Supply-World Bank			1,289,426.00
Assessment of the Tribal Sub Plan		7,644,738.00	7,644,738.00
Developing Business Orientation Programme			4,000.00
MDP on Project Management for Professional		154,396.00	154,396.00
Project Finance & Loan Syndication			8,427.00
Readership Survey in Jharkhand			108,100.00
Smile Attractiveness		625,000.00	1,136,695.00
Strategic Management Programme			2,250.00
SWSM - Impact Studies of Rural Water & Sanitation			566,873.00
Project Affected Persons of CCL		1,100,000.00	1,100,000.00
4 DAYS Finance for Decision makers			6,000.00
2 DAYS Starategic Management		13,500.00	121,834.00
2 DAYS Regression Modelling		-	130,050.00
Saranda Project Expenses			-22,193.00
2 Days Finance for Decision Makers EPBABI		-	82,280.00
Enhancing Managerial Effectiveness			1,206,754.00
SWSM - Training & Motivational Policy			1,052,895.00
Fee Received in Advance-PGEXP		5,000.00	5,000.00
5 Days Residential MDP on leadership		3,800.00	


(Prof Shailendra Singh)
Director


(Brig. V. S. Saini)
CAO


(Narottam Sahoo)
FA & CAO

INDIAN INSTITUTE OF MANAGEMENT, RANCHI
Schedule - 4

Particulars	Rate	Gross Block			Total Cost at year End	As at the beginning of the year	Depreciation Block		Total at the year End	Net Block	
		Cost at the beginning of the year	Addition during the year	Sold / Adjustment during the year			Depreciation during the year	Adjustment during the year		As at current Year	As at the previous year
Land		0	0	0	0	0	0	0	0	0	0
Building	2%	24,444,614.00			24,444,614.00	1,917,528.00	488,892.00	488,892.00	2,406,420.00	22,038,194.00	22,527,086.00
Computer Peripherals	20%	14,461,588.82	2,851,371.00		17,312,959.82	12,446,435.82	2,045,912.00	2,045,912.00	14,497,347.82	2,815,612.00	2,015,153.00
Library Books	10%	2,211,314.00	1,374.00		2,488,002.00	877,816.00	249,864.00	249,864.00	1,127,680.00	1,360,322.00	1,339,498.00
Furniture & Fixture	7.50%	49,861,255.82			50,644,719.82	12,707,008.00	3,798,356.00	3,798,356.00	16,505,364.00	34,139,355.82	37,154,247.82
Vehicle	10%	675,287.78			675,287.78	337,829.00	67,529.00	67,529.00	405,338.00	269,929.78	337,458.78
Audio Visual Equipment	7.50%	604,936.00			732,309.00	193,389.00	56,025.00	56,025.00	249,414.00	482,895.00	411,547.00
Office Equipment	7.50%	2,754,641.71			2,816,828.71	848,190.71	211,190.00	211,190.00	1,059,380.71	1,757,448.00	1,906,451.00
Electrical Installation & Equipment	5%	10,975,778.00			11,298,711.00	2,358,166.00	573,549.00	573,549.00	2,931,715.00	8,366,996.00	8,617,612.00
Scientific Laboratory Equipment	8%	148,926.00			148,926.00	57,904.00	11,915.00	11,915.00	69,819.00	79,107.00	91,022.00
Total (A)		106,144,342.13	1,374.00	4,603,578.00	110,862,388.13	31,744,266.53	7,503,232.00	7,503,232.00	39,247,498.53	71,314,895.60	74,400,075.60
Intangible Assets (computer software)	40%	11,054,264.00		396,932.00	11,451,196.00	10,162,719.00	753,093.00	753,093.00	10,915,872.00	535,324.00	891,485.00
Total (B)		11,054,264.00		396,932.00	11,451,196.00	10,162,719.00	753,093.00	753,093.00	10,915,872.00	535,324.00	891,485.00
Total (A + B)		117,198,606.13	1,374.00	5,000,510.00	122,013,584.13	41,907,045.53	8,256,325.00	8,256,325.00	50,163,370.53	71,850,183.60	75,291,560.60
CAPITAL WORK IN PROGRESS											
Campus Boundary Wall		16,125,165.00	0	18,963,637.00	35,088,802.00	0	0	0	0	35,088,802.00	16,125,165.00
Total (A + B + C)		133,323,771.13	1,374.00	23,964,147.00	157,102,356.13	41,907,045.53	8,256,325.00	8,256,325.00	50,163,370.53	106,938,985.60	91,416,775.60

(Prof. Shailendra Singh)
Director

Shailendra Singh

(Narottam Prasad)
FA & CAO

INDIAN INSTITUTE OF MANAGEMENT RANCHI
SCHEDULES FORMING PART OF THE BALANCE SHEET AS AT 31ST MARCH 2017

1 Day training session for staff of JSCB		1,000.00	
2 Days ICP General Management Programme		34,783.00	
3 Days ICP dynamic leadership for DVC		64,754.00	
3 Days MDP on Corporate Social Responsibility		12,000.00	
4 Days ICP on General Management Programme		140,760.00	
Training session for dealer of IOCI		8,696.00	
Total		32,768,513.48	54,397,256.58


Schedule-5 Investment of Fund

Particulars		As on 31.03.2017 (Amt in Rs.)	As on 31.03.2016 (Amt in Rs.)
Fixed Deposit with Schedule Bank:			
With Axis Bank	-	159,747,797.00	
With ICICI Bank		-	
With Yes Bank		293,791,531.90	110,000,000.00
With HDFC Bank		563,513,066.00	525,897,465.00
Total		1,017,052,394.90	635,897,465.00

Schedule-6 Current Assets Loans & Advances

Particulars		As on 31.03.2017 (Amt in Rs.)	As on 31.03.2016 (Amt in Rs.)
A. Current Assets			
1. Cash in Hand		29,914.00	36,564.00
2. Bank Balances			
State Bank of India-Current A/c		1,933,022.00	10,621,270.00
ICICI Bank-Saving A/c		21,776,406.21	57,522,035.46
ICICI Bank-Admission A/c		897,937.67	1,425,136.67
YES Bank		104,450,706.84	100,489,726.42
HDFC Saving A/C		32,426,318.87	30,143,507.02
State Bank of India-NPS A/c		18,156.62	93,969.00
3. Sundry Debtors		7,430,811.00	10,079,916.00
4. Inventories		282,209.00	247,687.00
5. Postage Stamps in Hand		68.00	68.00
Total (A)		169,245,550.21	210,659,879.57
B. Loans, Advances & Other Assets			
1. Loans & Advances			
(a) Staff		238,300.00	188,653.00
(b) Others		23,740,584.00	486,408.00
2. Prepaid Expenses			
(a) Insurance			227,912.00
(b) Other Expenses Including AMC		9,377,735.41	10,521,937.01
(c) Other (PGEMP)		-	-
3. Security Deposits		561,635.00	521,635.00
4. Income Accrued			
Accrued Interest on Investment		14,476,306.98	15,060,569.27
5. Other Current Assets			
(a) Receivable from MHRD		295,480,150.19	281,679,673.94
(b) Receivable from Employee		1,152,172.00	-
6. TDS Receivable		8,672,000.16	7,109,583.77
7. Service Tax (Input Credit)		1,177,702.00	-
Total (B)		354,876,585.74	315,796,371.99
Total (A+B)		524,122,135.95	526,456,251.56


(Prof. Shailendra Singh)
Director


(Brig. V. S. Saini)
CAO


(Narottam Sahoo)
FA & CAO

INDIAN INSTITUTE OF MANAGEMENT RANCHI
SCHEDULES FORMING PART OF THE BALANCE SHEET AS AT 31ST MARCH 2017

Schedule-7 Fee & Other income from Long Duration Programme

Particulars	As on 31.03.2017 (Amt in Rs.)	As on 31.03.2016 (Amt in Rs.)
Fee / Subscription		
1. Tuton & Other Fee	205,491,100.00	171,890,000.00
2. Acceptance Fee Forfeited	188,261.00	598,150.00
3. Other Receipts	125,750.13	1,479,886.00
4. Mess Fee	15,736,810.00	14,715,482.82
Total	221,541,921.13	188,683,518.82

Schedule-8 Grant-in-Aid/ Subsidies

Particulars	As on 31.03.2017 (Amt in Rs.)	As on 31.03.2016 (Amt in Rs.)
1. Government Grant-MHRD Received During the year	140,000,000.00	80,120,000.00
Transferred to Income & Expenditure Account	140,000,000.00	80,120,000.00

Schedule-9- Interest Income

Particulars	As on 31.03.2017 (Amt in Rs.)	As on 31.03.2016 (Amt in Rs.)
1. On Saving Account -With Schedule Bank	11,933,819.61	12,511,945.53
2. Interest on Fixed Deposit	61,753,129.81	51,990,210.40
Total	73,686,949.42	64,502,155.93

Schedule-10 Non-Grant Income

Particulars	As on 31.03.2017 (Amt in Rs.)	As on 31.03.2016 (Amt in Rs.)
1. Fee & Other Income		
(a) PGEXP Fee	17,968,309.00	18,478,696.00
(b) Consultancy & MDP Income	2,698,063.00	926,887.00
(c) Misc. Receipts	2,586,677.25	401,334.00
(d) PGEMP Fee		774,297.00
(e) Language Course Receipt		202,000.00
Total	23,253,049.25	20,783,214.00

Schedule-11 Establishment Expenses

Particulars	As on 31.03.2017 (Amt in Rs.)	As on 31.03.2016 (Amt in Rs.)
Establishment Expenses		
1. Salary & Allowances	48,451,755.00	40,552,823.00
2. Remuneration to Director In-charge	1,159,581.00	1,236,000.00
Total	49,611,336.00	41,788,823.00

Schedule-12 Academic Expenses

Particulars	As on 31.03.2017 (Amt in Rs.)	As on 31.03.2016 (Amt in Rs.)
Academic Expenses		
1. Visiting Faculty-Honorarium	19,641,195.00	18,252,297.00
2. Visiting Faculty-Boarding & Travel Expenses	4,205,044.00	3,294,598.00
3. Course Material Expenses	8,259,606.91	7,023,371.15

Shailendra Singh
(Prof Shailendra Singh)
Director

V. S. Saini
- (Bng. V S Saini)
CAO

Narottam Sahoo
(Narottam Sahoo)
FA & CAO

INDIAN INSTITUTE OF MANAGEMENT RANCHI

SCHEDULES FORMING PART OF INCOME & EXPENDITURE ACCOUNT FOR THE YEAR ENDED 31ST MARCH 2017

4. Journals & Database Expenses		16,804,646.30	17,208,348.95
5. Software Renewal Expenses		4,662,157.00	4,078,419.00
6. Student Activities		2,400,780.00	2,068,248.00
7. Out-Bound Programme Expenses		651,218.00	979,859.00
8. FPM Honorarium & FPM Expenses		10,196,803.00	8,349,942.50
9. Convocation Expenses		444,066.00	2,547,454.00
10. Student Welfare Expenses		672,414.00	733,230.00
11. Faculty Recruitment & Development Expenses		5,945,143.33	866,503.00
12. Admission Expenses		6,108,506.00	4,972,172.00
13. Placement Expenses		3,147,584.00	2,852,635.00
14. National & International Conference		141,315.65	1,381,711.00
15. Business Analytics/ HR Conclave/NHRDN/AIMA		1,555.00	480.00
16. Library Trainee Stipend		81,677.00	76,800.00
Total		83,363,711.19	74,686,068.60

Schedule-13 Administrative Expenses

Particulars		As on 31.03.2017 (Amt in Rs.)	As on 31.03.2016 (Amt in Rs.)
Adminstrative Expenses			
1. Accreditations		231,952.00	1,694,066.18
2. Advertisement		1,326,530.00	1,459,519.00
3. Inauguration Expenses		211,702.00	269,905.00
4. Rent for Equipments		6,180,594.00	4,367,928.00
5. Telephone & Mobile Charges		222,680.00	171,325.00
6. Postage & Telegram		35,902.00	22,041.00
7. Internet Charges		3,172,149.00	3,207,147.00
8. IT Support(MTI Services)		-	3,866,429.00
9. House Keeping Expenses		4,424,431.00	4,401,343.00
10. Newspapers & Periodicals		28,168.00	25,134.00
11. Manpower Deployment		11,590,707.00	8,870,867.50
12. Board Meeting Expenses		918,257.00	656,791.00
13. Advisory Committee Meeting		340,062.50	414,640.00
14. Auditors & Consultants		239,641.00	218,829.00
15. Electricity and Power		3,766,873.00	3,442,413.00
16. Rent - Faculty & Director Residence		1,308,000.00	500,800.00
17. Rent -Hostel-Khelgaon		13,364,320.00	13,040,780.00
18. Hiring Charges - Generator		11,782,890.00	11,019,997.00
19. Repair & Maintenance		4,658,945.00	3,956,245.50
20. Travelling & Conveyance Expenses		757,685.00	968,821.00
21. Hring Charges-Bus/Car		9,679,381.00	7,530,746.00
22. Seminar & Conference		240,559.00	170,804.00
23. Insurance		711,967.00	411,729.00
24. Printing and Stationary		831,543.00	972,871.00
25. Boarding & Lodging Expenses		261,472.00	454,192.00
26. Guest House Expenses		601,898.00	1,355,255.00
27. Prior Period Expense		1,167,937.00	300,000.00
28. Staff Welfare/ Development Expenses		377,428.00	244,618.00
29. Office Expenses		1,058,696.00	354,622.00
30. Important Day Celebration		55,813.00	115,833.00
31. Miscellaneous Expenses		407,810.56	33,423.17
32. Holding Tax - Suchna Bhawan			3,490,699.00
Total		79,955,993.06	78,009,813.35

Shailendra Singh

(Prof Shailendra Singh)
Director

V. S. Saini
(Brig. V S Saini)
CAO

Narottam Sahoo
(Narottam Sahoo)
FA & CAO


INDIAN INSTITUTE OF MANAGEMENT RANCHI
SCHEDULES FORMING PART OF INCOME & EXPENDITURE ACCOUNT FOR THE YEAR ENDED 31ST MARCH 2017

Schedule-14 Non-Grant Expenses

Particulars	As on 31.03.2017 (Amt in Rs.)	As on 31.03.2016 (Amt in Rs.)
NON-GRANT EXPENSES		
1. PGEXP	6,795,846.41	6,273,076.00
2. PGEMP	-	931.00
3. MDP & Consultancy	-	5,700.00
4. Mess Charges	15,237,610.00	12,545,315.00
5. Board Meeting Siting Fee	140,000.00	132,810.00
6. Service Tax	-	-
7. Salary Non-Grant	1,992,984.00	2,411,060.00
8. Miscellaneous Expenses	87,337.00	243,886.00
	-	
Total	24,253,777.41	21,612,778.00



(Prof Shailendra Singh)
Director



(Brig. V S Saini)
CAO



(Narottam Sahoo)
FA & CAO

INDIAN INSTITUTE OF MANAGEMENT, RANCHI

SCHEDULE - 15: SIGNIFICANT ACCOUNTING POLICIES ANNEXED TO AND FORMING A PART OF THE BALANCE SHEET AS AT 31st MARCH, 2017:

1. **Basis of preparation of financial statements:**

The financial statements are prepared under the historical cost concept on accrual basis of accounting in accordance with generally accepted accounting principles in India.

2. **Revenue Recognition:**

2.1. Fees from Students (except Tuition fees) and Interest on Savings Bank account are accounted for on cash basis.

2.2 Interest on Investments are accounted on accrual basis.

3. **Fixed Assets:**

Fixed assets are stated at cost of acquisition including inward freight, duties and taxes and incidental and direct expenses related to acquisition, installation and commissioning.

4. **Depreciation and Amortization**

A. Depreciation

4.1 Depreciation on tangible fixed assets is provided on Straight line method, as per rates prescribed by the MHRD for Central Higher Educational Institutions as per Letter No. 29-4/2012/IFD dated 17.04.2015.

4.2 Depreciation charged on tangible fixed assets is transferred from respective fund to Income & Expenditure Account (below the lile) to match book value of tangible fixed assets with the respective funds.

4.3 Depreciation is provided for the whole year on additions during the year.

4.4 Where the tangible fixed assets are fully depreciated, it is carried at a residual value of Re.1 in the Balance Sheet and is not depreciated further.

4.5 Tangible fixed assets, the individual value of each of which is Rs. 2000 or less (except Library Books) are treated as Small Value Assets. 100% depreciation is provided in respect of such assets at the time of their acquisition.

4.6 The cost of any software purchased along with the computer hardware, being an Integral part of the hardware is capitalized along with the cost of the hardware. However, expenditure incurred on acquisition of software (including ERP), which is not an integral part of related hardware, is treated as intangible assets.

B. Amortization

4.7 Patents and copy rights, E Journals and Computer Software are grouped under Intangible Assets and are amortized at the rates specified by MHRD. Renewal charges of software for period less than 2 years are charged to revenue.

5. Investments:

5.1 Investments are broadly made as per the GOI Guidelines in the scheduled commercial Banks only.

5.2 Long term investments are carried at their cost or face value whichever is lower. However any permanent diminution in their value as on the date of the Balance Sheet is provided for.

6. Inventories:

Inventories includes stores and stationeries, are valued at cost. Cost comprises expenditure incurred in the normal course of business in bringing such inventories to its location and includes where applicable, appropriate over heads.

7. Government Grant:

Capital and Revenue Grants have been bifurcated in their respective heads as per instruction from M.H.R.D.

8. Employees Retirement Benefits:

8.1 Employee benefits under defined contribution plans comprising New Pension Scheme and Provident Fund are recognized and charged to revenue on the basis of actual liability


8.2 Gratuity is applicable only after an employee has completed 5 years of regular service. Since no employees have completed 5 years regular service, no provision has been made.

9. Foreign Currency Transaction:


Income received and expenses incurred in foreign currency are recorded at the exchange rates as on the date of transactions and variation (if any) booked in Income & Expenditure Account.

10. Capital Fund and Corpus Fund

Capital Fund is received from MHRD for creation of capital assets. The Corpus Fund is created as per approval of the BOG out of the total net internal fund generated by the Institute (Total fund generated through various activity other than revenue grant minus non grant expenditure).


(Prof. Shailendra Singh)

Director


(Brig. V. S. Saini)

CAO


(Mr. Narottam Sahoo)

FA & CAO

Place: - Ranchi
Date: - July 26, 2017

INDIAN INSTITUTE OF MANAGEMENT, RANCHI

SCHEDULE-16: NOTES ON ACCOUNTS ANNEXED TO AND FORMING
A PART OF THE BALANCE SHEET AS AT 31st MARCH 2017:-

1. Contingent Liabilities:

- i) The space in the Schwa Bhawna Building has been provided initially by the Govt. of Jharkhand in the meeting held at Raj Bhawan without stating the rent and other terms & condition. In absence of such information the financial implication of such case could not be determined. However municipal taxes is paid as per the document received from the concerned department.

Capital Expenditure & Depreciation:

- i) Accounting Standard - 12 issued by the Institute of Chartered Accountants of India proposes not to charge any Depreciation on fully subsidized Assets. But to keep proper records, Depreciation have been charged on the Fixed Assets and deducted from Capital Fund. As per the guidelines issued by the MHRD vide "Letter No. 29-4/2012/IFD dated 17.04.2015. Unserviceable assets disposed off against new assets under buy-back, and any excess or deficit in the value of disposed assets are adjusted against income & expenditure account.
- ii) Tangible fixed assets, the individual value of each of which is Rs. 2000 or less are treated as small Value Assets (as per accounting policy no 4.5). 100% depreciation is provided in respect of such assets at the time of their acquisition.

2. Deficit / Surplus from operation:

The claim from M.H.R.D. has been arrived at after deducting the revenue expenditure from revenue grant received from MHRD .

3. Corpus Fund

The creation of Corpus Fund has been approved by the Board of Governor. The amount of Rs.294, 228,142.39 has been transferred to Corpus fund. The bifurcation of Capital and revenue is for internal records. However, both Corpus and Capital fund are part consolidated fund of India

4. Utilization of funds for PWDs based on the pattern of SCSP & TSP guidelines:

Implementation of the guidelines issued by the MHRD through Letter No. F.No. 2118/2015-TS.V (A) and Letter No. F.No-21/8/2015-TS.V (B) dated 28th March 2016 is taken care of by the Management of the Institute.

5. Capital Grant for Campus:

The Grant of Rs. 4,30,00,000/- has been allotted for the permanent campus in the FY 2011-12, out of which an amount of Rs. 158,169,84.00 has been incurred for construction of boundary wall at Nagri Village and for demarcation of land in Cheri village. The construction was interrupted and the amount to be written off against the expenditure after put up before the BOG.. During 2016-17 Rs 192, 718, 18.00 has been incurred for boundary work on newly allotted area for permanent campus at HEC, Ranchi Jharkhand. Total expenses for boundary wall is Rs.350,888,02.00

6. Disclosure of New Land Allotted for IIM Ranchi Campus:

The Govt. Of Jharkhand has allotted land for construction of IIM Ranchi Campus at HEC Area, Ranchi, Jharkhand. The boundary wall of the campus is being executed by CPWD on deposit work contract basics.

7. Building Not belonging to IIM Ranchi:

The Institute is presently running in the building at Suchna Bhawan provided by the State Govt. Which is not belonging to IIM Ranchi. So only the addition for infrastructure is being capitalized.

8. Current Assets, Loans and Advances:

In the opinion of the Management, the Current Assets, Loans and Advances have a value on realization in the ordinary course of business equal to at least the aggregate amount shown in the Balance Sheet.

9. Investment:

The Investment is being made proportionately out of Corpus Fund, deposits from the students, advance money received for the Consultancy Projects and balance of capital Grant received from MHRD.

10. Taxation:


The Institute, being exempt from Income Tax under Section 10(23C)(iiiab) of the income Tax Act 1961, hence no provision for income tax has been made. Also the institute is registered u/s 12A of Income Tax Act 1961.

11. Employees Retirement Benefit:


- i) The Institute is covered under New Pension Scheme for retirement benefit of the employees which is maintained by the NSDL-CRA.
- ii) Provident Fund is maintained with Provident Fund Regulatory Development Authority (PFRDA) retrospectively w.e.f. July 2012 for all contracts employees. The actual amount paid to PFRDA is charged to revenue on the basis of actual liability.

12. The Consultancy Projects which are continued at the end of financial year, expenditure incurred during the year thereon is booked as expenditure and the same amount of the expenditure is booked as Income from consultancy Projects to arrive the correct figure of Income & Expenditure Account.

13. The figures of the previous year have been regrouped and re-casted wherever necessary.


(Prof. Shailendra Singh)

Director


(Brig. V. S Saini)

CAO



(Mr. Narottam Sahoo)


FA & CAO


Place: - Ranchi

Date: - July 26, 2017

Indian Institute of Management Ranchi (G)					
Suchna Bhawan, Audrey House Campus					
Meur's Road					
Ranchi-834008					
Jharkhand					
Receipts & Payments Account					
1-Apr-2016 to 31-Mar-2017					
Schedule-17					
Receipts	Amount	Amount	Payments	Amount	Amount
Opening Balance		200332208.57	Current Liabilities & Provisions Paid		221169971.30
Bank Accounts	200295644.57		Fixed Assets		15179
Cash-in-hand	36564.00		4. LIBRARY BOOKS	15179	
Capital Account		130000000.00	Investments		590000000
Grant-Capital	130000000.00		F.D. with HDFC (50300148036727)	150000000	
Current Liabilities & Provisions		22876095.00	F. D. with Yes Bank (008040400031615)	180000000	
Investments		269921562.81	F. D. with Yes Bank (008040400034841)	110000000	
F.D. with HDFC (50300133183681)	151780738.00		Fixed Deposit with Axis Bank(916040029271993)	150000000	
F. D. with Yes Bank (008040400019941)	118140824.81		Current Assets		45111162.90
Current Assets		65007598.75	Receivable From Employee	15000	
Receivable From Employee	484116.00		Loans & Advances (Asset)	44854750	
Receivable - MHRD	59250000.00		Sundry Debtors	18800	
Loans & Advances (Asset)	811146.00		Loans, Advances & Other Assets	151215	
Sundry Debtors	4462336.75		Pre-Paid Expenses	51397.9	
Grant in Aid/Subsidies		140000000.00	Security Deposit	20000	
Revenue Grant	140000000.00		Fee & Other Income From Long Duration Programme		1725820
Fee & Other Income From Long Duration Programme		204283100.13	Admission Fee Income	100750	
Admission Fee Income	3942350.00		Long Duration Course Fee	1625070	
Long Duration Course Fee	200340750.13		Grant Expenses		62734500.06
Grant Expenses		294065.35	(1)Establishment Expenses	44654977	
(1)Establishment Expenses	150663.00		(2)Academic Contents Expenses	15366273.25	
(2)Academic Contents Expenses	61757.35		(3) Other Administrative Expenses	2713249.81	
(3) Other Administrative Expenses	81645.00		Non-Grant Expenses		1920658
Interest Income		11933819.61	Non Grant Income		5344000
Bank Interest	11933819.61		Suspense A/c	6000	
Non-Grant Expenses		11500.00	Acceptance Fee 2016-18	4950000	
Board Meeting Seating Fee	10000.00		Other Receipts	388000	
Academic Expenses(NG)	1500.00		Closing Balance		161532462.21
Non Grant Income		44893803.25	Bank Accounts	161502548.2	
Audit Course Fee	10000.00		Cash-in-hand	29914	
Late Fine	15000.00				
Scholarship Received/MTA	558000.00				
Acceptance Fee 2016-18	23898000.00				
Other Receipts	2444494.25				
PGEXP 14-16	182608.00				
PGEXP 2016-18	12130473.00				
PGEXP Fee Receipts	90000.00				
Service Tax Receipt	5565228.00				
Total		1,089,553,753.47	Total		1,089,553,753.47


(Prof Shailendra Singh)
Director


(Brig. V S Saini)
CAO


(Narottam Sahoo)
FA & CAO

INDIAN INSTITUTE OF MANAGEMENT, RANCHI
DETAILS OF FIXED DEPOSITS AS ON 31.03.2017

Sl No	F D WITH BANK	F. D. NO.	AMOUNT (Rs.)		DATE OF OPEN (16-17)	INTEREST		TDS	F D Matured	NET FD VALUE AS ON 31.03.17
			as on 01.04.16	16-17		16-17	16-17			
1	HDFC BANK	50300070152038	218,134,902			16,877,924	-		235,012,826	
2	HDFC BANK	50300076635198	32,719,900			2,531,429	-		35,251,329	
3	HDFC BANK	50300076635070	21,813,253			1,687,632	-		23,500,885	
4	HDFC BANK	50300027908582	83,229,410			6,420,465	-		89,649,875	
5	HDFC BANK	50300133183681	150,000,000			1,780,738	-	151,780,738	-	
6	HDFC BANK	50300133509580	20,000,000			1,543,544	-		21,543,544	
7	HDFC BANK	50300148036727	-	150,000,000	08.06.2016	8,554,607	-		158,554,607	
8	YES BANK	008040400019941	110,000,000			8,396,181	839,618	117,556,563	-	
9	YES BANK	008040400031615	-	180,000,000	07.12.2016	3,695,663	369,566		183,326,096	
10	YES BANK	008040400034841	-	110,000,000	06.03.2017	517,151	51,715		110,465,436	
11	AXIS BANK	916040029271993	-	150,000,000	23.05.2016	9,747,797			159,747,797	
		Total	635,897,465.00	590,000,000.00		61,753,129.81	1,260,899.39	269,337,300.52	1,017,052,394.90	

Shailendra Singh
(Prof Shailendra Singh)
Director

V. Saini
(Brig. V S Saini)
CAO

(Signature)
(Narottam Sahoo)
FA & CAO

Indian Institute of management Ranchi
Grant Status for the Financial Year 2016-17

Amount in Lakh

Particulars		Revenue Grant	Capital Grant	Total
As on 01.04.2016	A	-427.52	2,347.61	1,920.09
Grant Received during the Year				-
Date: 24.05.2016		200.00	800.00	1,000.00
Date: 20.10.2016		500.00	500.00	1,000.00
Date: 20.12.2016		300.00	-	300.00
Date: 20.02.2017		400.00	-	400.00
Total Grant Received during FY 2016-17	B	1,400.00	1,300.00	2,700.00
Grand Total	A+B	972.48	3,647.61	4,620.09

(Prof Shailendra Singh)
Director

(Brig. V S Saini)
CAO

(Narottam Sahoo)
FA & CAO